
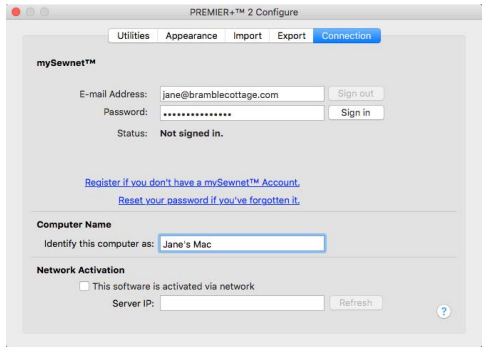



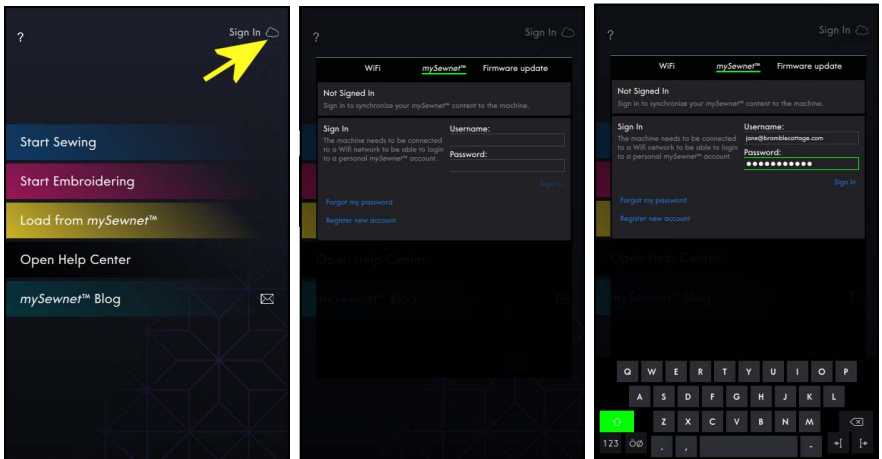
# Send from creative icon™: Mac


## Configuring your Software and Embroidery Machine

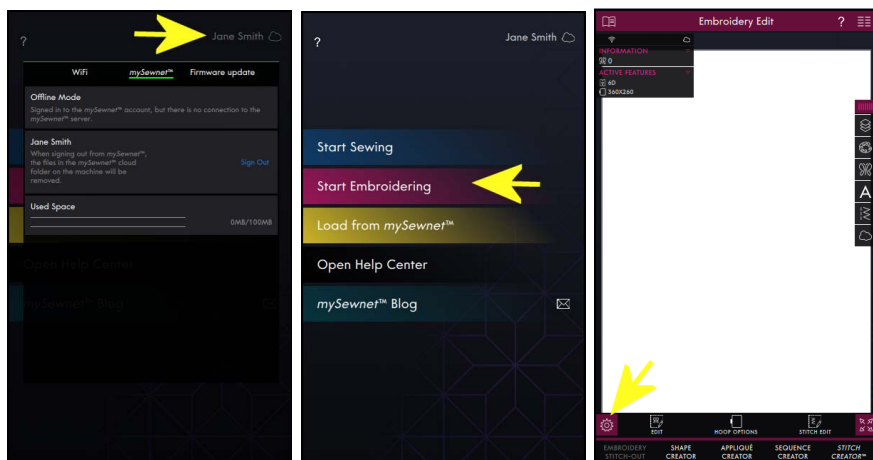
- 1 Enter your mySewnet™ details in the Connection tab of PREMIER+™ 2 Configure. You can also name your computer in the Connection tab.
- 2 Ensure that PREMIER+™ 2 Machine  is running in the menu bar.
- 3 Go to the embroidery machine.



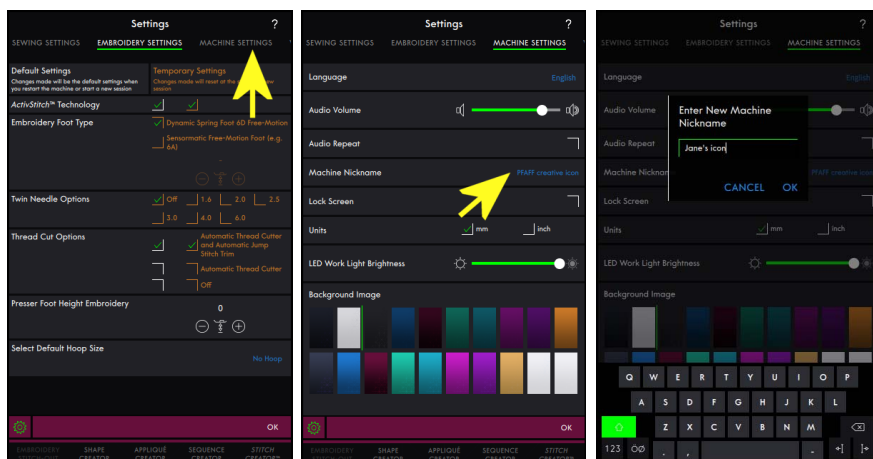
- 4 At the embroidery machine, tap the Cloud button  at the top and ensure that you are signed in to mySewnet™.



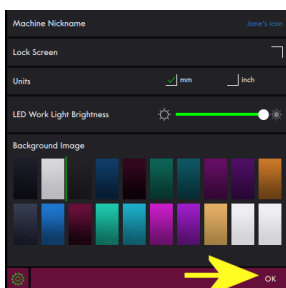
- 5 Tap your name to return to the welcome page, tap Start Embroidering, and then tap Settings .




- 6 In Machine Settings, give your machine a Nickname.

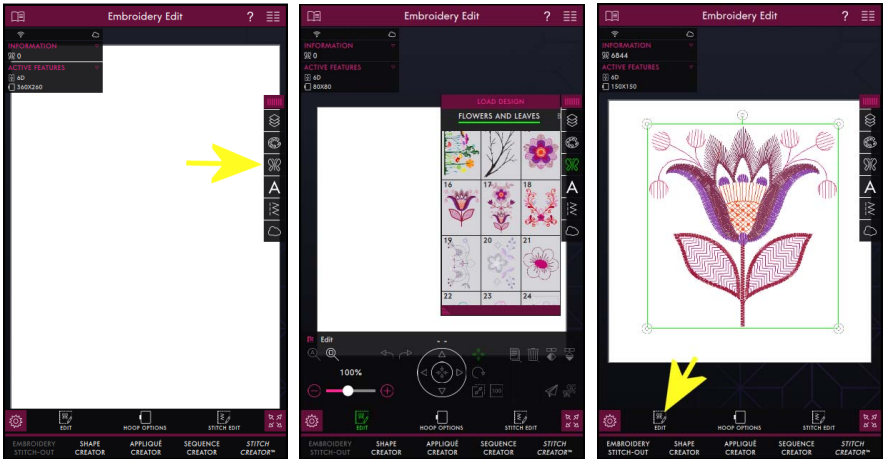



- 7 Close Settings.

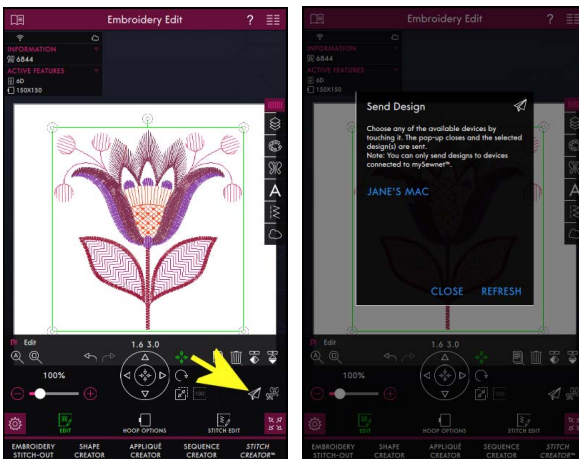


## Sending to and from an Embroidery Machine

- 1 In the welcome page tap Start Embroidering.
- 2 Then load an embroidery.
- 3 Tap Edit .

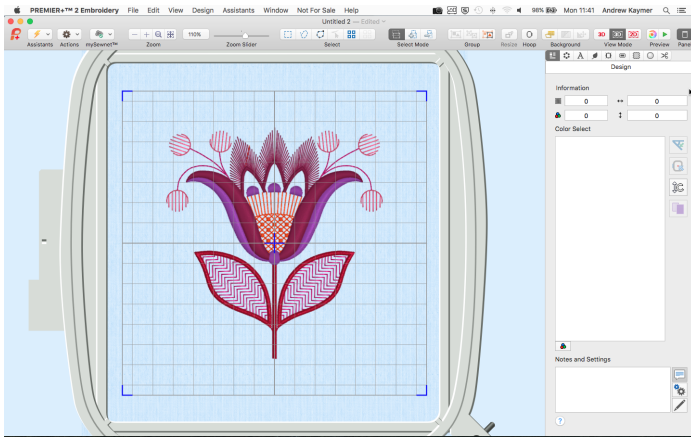


- 4 In the Edit screen, choose the Send Design  option.
- 5 Select the computer to send to.

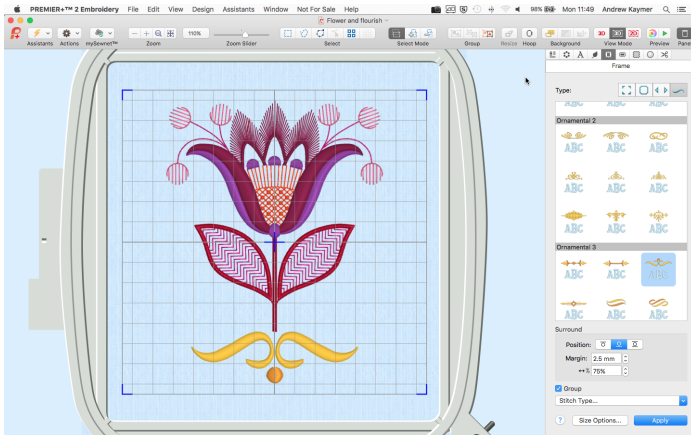


**Note:** The machine will send only the selected design. Ensure that your design is selected. The send button is not available if nothing is selected.

The embroidery is sent, and opens in a new PREMIER+™ 2 Embroidery window.

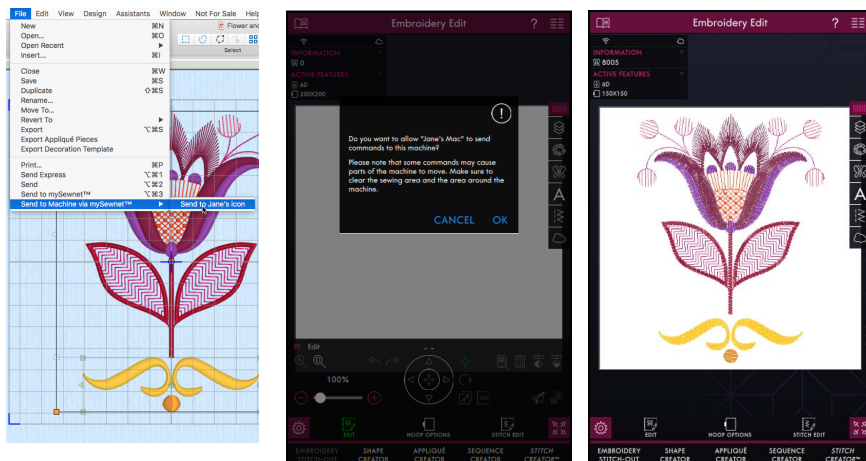


6 When you have adjusted the embroidery, save the changes to your computer.



*Note:* You can also use PREMIER+™ 2 Modify to adjust and send embroideries to your machine.

## 7 You can then use Send to Machine via mySewnet™ to return the edited embroidery to your machine for stitching out.



**Note:** All designs within the hoop on the computer screen will be sent.

**Note:** If the machine is still open from when you sent the embroidery, the new version will be placed on the screen with the original.

Documentation correct as of November 2018:

- PREMIER+™ 2 Embroidery - version 12.3
- PFAFF creative icon™ - version Release - 197

PFAFF and PREMIER+ are trademarks of Singer Sourcing Limited LLC. All trademarks are used under license of 2018 Singer Sourcing Limited LLC. © 2018 Singer Sourcing Limited LLC. All rights reserved.